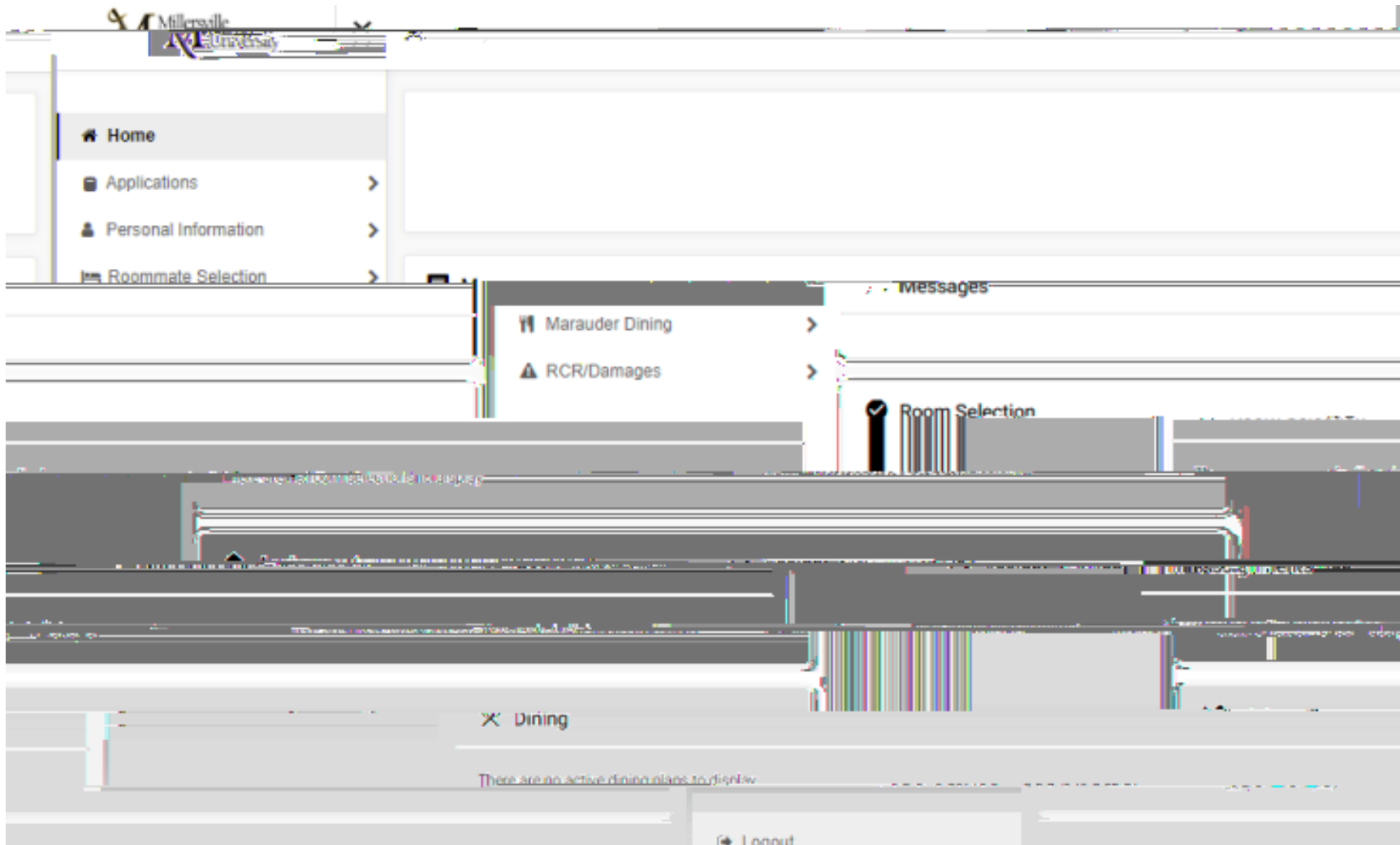



# Roommate Select on Instruct ons

On your MyHousing page, select Roommate Select on on the left side of the screen.




## Roommate Selection Instructions

Click on Select Roommates







## Roommate Select on Instructions

Once you begin search, any student that is in the system will begin to load based on your search criteria entered. If you find the person you are looking for, under their name, click the request roommate option. The student will then receive a message in their MyHousing account asking if they want to accept the request. Once they hit accept request, then you are matched with the student.

Pending Document Requests (0)	
Request ID	Requester Name
<input type="text" value="Search for Document Requester"/>	
Request ID	Requester Name

