

The Integrated Postsecondary Education Data System (IPEDS) is a system of survey components that collects data from nearly 6,700 institutions that provide postsecondary education across the United States. IPEDS collects institution-level data on students (enrollment and graduation rates), student charges, program completions, faculty, staff, and finances.

These data are used at the federal and state level for policy analysis and development; at the institutional level for benchmarking and peer analysis; and by students and parents, through the College Navigator (<http://collegenavigator.ed.gov>), to aid in the college search process. For more information about IPEDS, see <http://nces.ed.gov/ipeds>.

The Data Feedback Report is intended to provide institutions a context for examining the data they submitted to IPEDS. Our goal is to produce a report that is useful to institutional executives and that may help improve the quality and comparability of IPEDS data.

# 2010

The figures provided in this report are developed to provide selected indicators and data elements for your institution and a comparison group of institutions. The figures are based on data collected during the 2009-10 IPEDS collection cycle and are the most recent data available. Additional information about these indicators is provided in the Methodological Notes at the end of the report. On the next page is a list of the institutions in your comparison group and the criteria used for their selection. Please refer to "Comparison Group" in the Methodological Notes for more information.

The Executive Peer Tool (ExPT) is designed to provide campus executives easy access to institutional and comparison group data. Using the ExPT, you can produce reports using different comparison groups and access a wider range of IPEDS variables. The ExPT is available through the

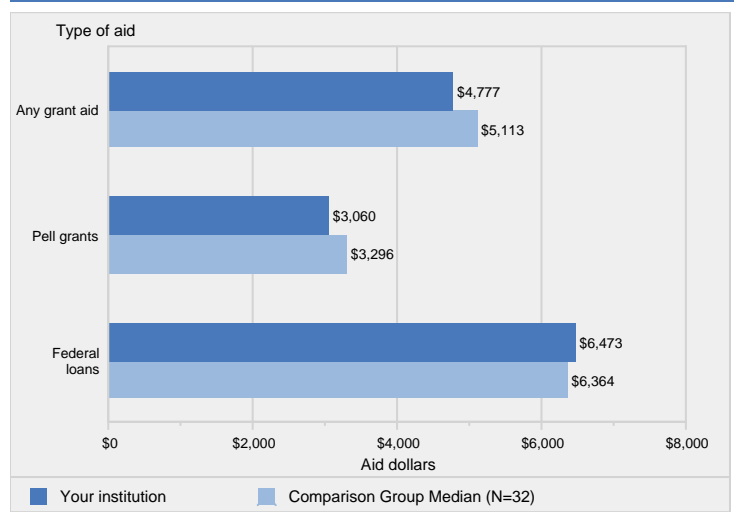
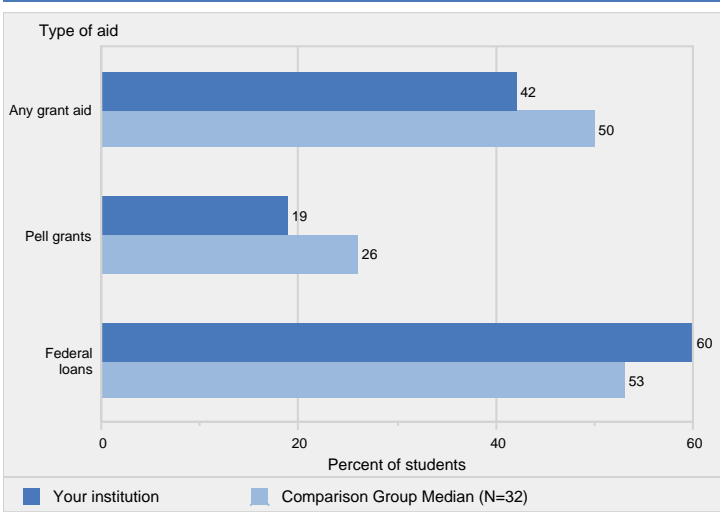






:[ i fY' , " DYfWYbh' cZ'U'' i bXYf [ fUX i UhYg' fYWY] j]b [ 'U]X' Vm' hmdY' cZ U]X. &\$\$, !\\$-

:[ i fY' -" 5 jYfU [Y'U a c i bh' cZ'U]X' fYWY] jYX' Vm' U'' i bXYf [ fUX i UhYgZ Vm' hmdY' cZ'U]X. &\$\$, !\\$-



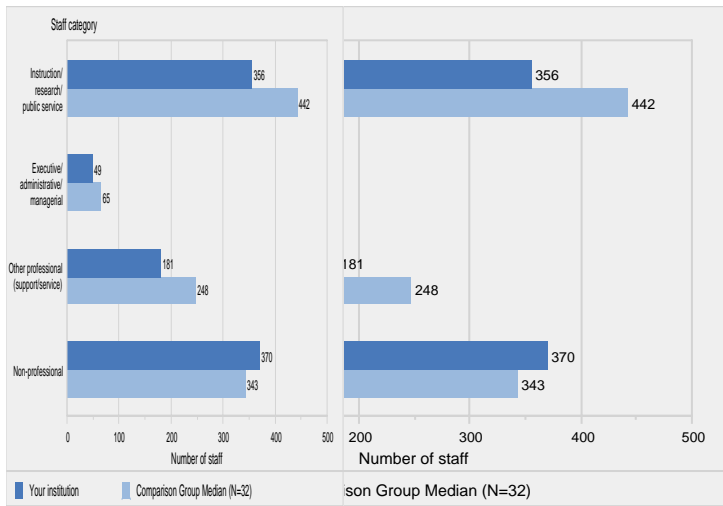
BCH9: 5bm' [ fUbh'U]X'UVc jY]bW' i XYg' [ fUbh' cf' gW\ c'Ufg\]d'U]X'Zfc a' h\Y'ZYXYfU' [ c jYfb a YbhZ' ghUhYf' cWU' [ c jYfb a YbhZ' h\Y' ]bgh]h i h]cbZ' cf' ch\Yf' gc i fWYg' : YXYfU' cUBg ]bW' i XYg' cb' m' ZYXYfU' cUBg' hc' gh i XYbhg' 'B' ]g' h\Y' b i a VYf' cZ' ]bgh]h i h]cbg' ]b' h\Y' Wc a dUf]gcb' [ fc i d' GC I F 79: ' I' G' 8YdUfh a Ybh' cZ' 9X i WUh]cbZ' BUh]cbU' 7YbhYf' Zcf' 9X i WUh]cb' GhUh]gh]Wgz -bhY [ fUhYX' DcghgYWcbXUfm' 9X i WUh]cb' 8UhU' GmghY a' h-D98GL' Gdf]b [ '&\$\$&Z' Gh i XYbh : ]bUbW]U' 5]X' Wc a dcbYbh'

BCH9: 5bm' [ fUbh'U]X'UVc jY]bW' i XYg' [ fUbh' cf' gW\ c'Ufg\]d'U]X'Zfc a' h\Y'ZYXYfU' [ c jYfb a YbhZ' ghUhYf' cWU' [ c jYfb a YbhZ' h\Y' ]bgh]h i h]cbZ' cf' ch\Yf' gc i fWYg' : YXYfU' cUBg ]bW' i XYg' ZYXYfU' cUBg' hc' gh i XYbhg' 5 jYfU [Y'U a c i bhg' cZ'U]X' k YfY' WU' W i 'UhYX' Vm X]j]X]b [ 'h\Y' hchU' U]X' U kUfXYX' Vm' h\Y' hchU' 'b i a VYf' cZ' fYW]d]Ybhg' ]b' YUW\ ]bgh]h i h]cb' 'B ]g' h\Y' b i a VYf' cZ' ]bgh]h i h]cbg' ]b' h\Y' Wc a dUf]gcb' [ fc i d' GC I F 79: ' I' G' 8YdUfh a Ybh' cZ' 9X i WUh]cbZ' BUh]cbU' 7YbhYf' Zcf' 9X i WUh]cb' GhUh]gh]Wgz -bhY [ fUhYX' DcghgYWcbXUfm' 9X i WUh]cb' 8UhU' GmghY a' h-D98GL' Gdf]b [ '&\$\$&Z' Gh i XYbh : ]bUbW]U' 5]X' Wc a dcbYbh'

:[ i fY' %\$ " ; fUX i Uh]cb' fUhY' Wc \ cfh' Ug' U' dYfWYbh' cZ' U'' i bXYf [ fUX i UhYg' UbX' Ug' U' dYfWYbh' cZ' hchU' YbhYf]b [ gh i XYbhg' fl: U'' &\$\$-L' / [ fUX i Uh]cb' fUhY' UbX' hfUbgZyf]c i h' fUhY fl&\$\$ ' Wc \ cfh' U' dYfWYbh]cb' fUhYg' fl: U'' &\$\$-L' Gdf] p a

GC I -bhY [A

:][ i fY%'&" : i`h] a Y'Ye i ]jU'Ybh'ghUZZz'Vm'Ugg][ bYX'dcg]h]cb. : U``&\$\$-



BCH9 : fUX iUh'Ugg]ghUbg'UfY'bc'h]bW' iXYX'j'h\lg'Z][ i fY' : cf]bzcf a Uh]cb'cb'h\Y  
W@ WA @h]cb' c@ : R9%z'ghUZZz'gY'Y'AY'Ah\cx'@][W'@h'g'@]g'AY'b'Pa'VYf'Qz' p&° `p R • @p€À 0 • 3 p` @ pđ0 Đ`@đ, `p Dp€@P0À 04ÀpÀ @PH 0 @p0` • @p  
]bg]h i h]cbg]b'h\Y'Wc a dUf]gcb' [fc i d'

son Group Median (N=32)  
p R • @p€À 0 • 3 p` @ pđ0 Đ`@đ, `p Dp€@P0À 04ÀpÀ @PH 0 @p0` • @p



---

were equated to 9-month outlays by multiplying the outlay for 11/12-month contracted instructional staff by 0.8182. The equated outlays were then added to the outlays for 9/10-month instructional staff to determine an average salary for each rank. Salaries are not included for medical school staff or staff on less-than-9-month contracts.

*FTE for Enrollment*

---