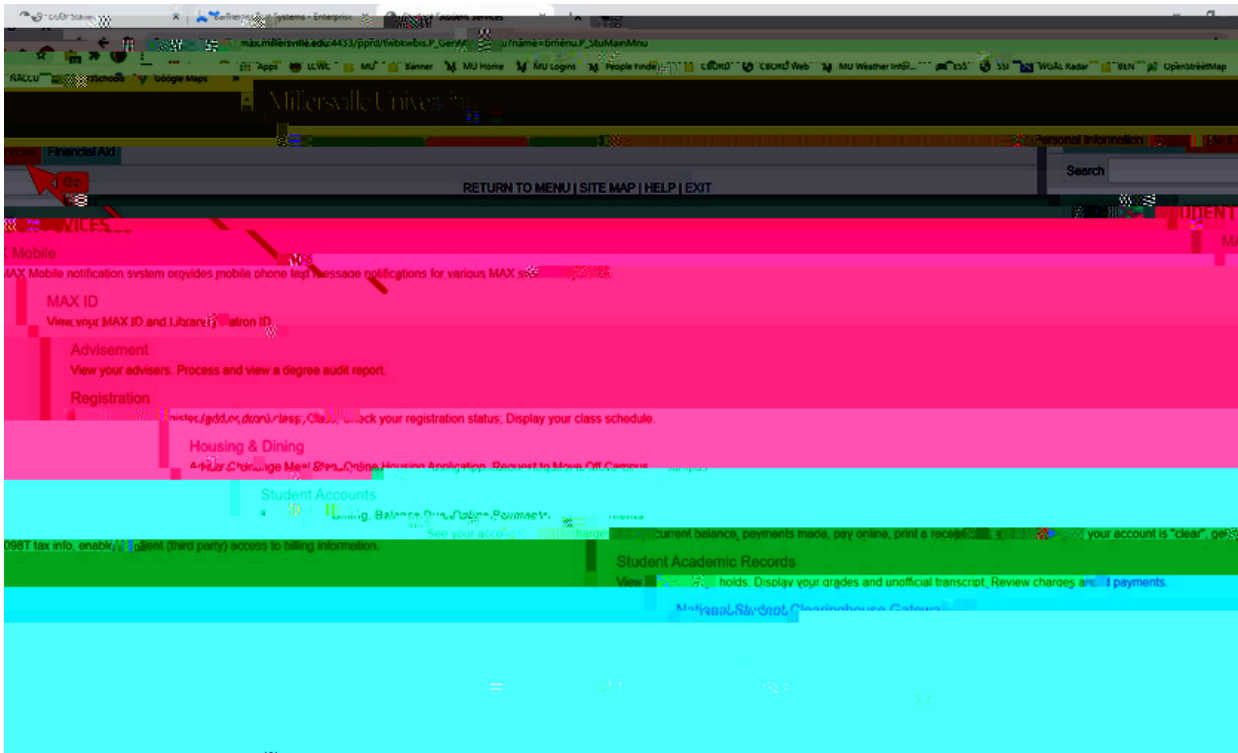



1. Log on to

2. Select



3. Select






3. Click Submit
4. Confirm you want to add these funds
5. Wait for confirmation email. Usually funds are added within five minutes. You can log into the University Bookstore by returning to MAX or go to [Millersville.textbookx.com](http://Millersville.textbookx.com) and logging in with your MU credentials.

This link redirects you to the new University Bookstore website to view and purchase course materials.



5. After selecting University Bookstore, click



5) Enter your Millersville University credentials and click . Once logged in you will see a list of your courses and assigned course materials. Textbooks will be shown in available conditions such as new, used, rental, ebook and marketplace. Orders can be shipped to your home or to campus for pick up.

717-871-7610

717-871-5101

- Email: [osa@millersville.edu](mailto:osa@millersville.edu) | Monitored Monday-Friday 8:30AM-4PM; answered in the order received; please always include the M# of the account you are inquiring about.